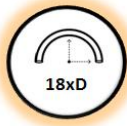
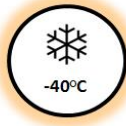
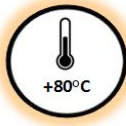



NFA2X



Conductoare de aluminiu cu sau fara purtator de aluminiu Alloy, izolate in polietilena reticulata, rasucite in fascicul (torsadate)

Stranded crosslinked polyethylene - insulated aluminium conductors with or without aluminium alloy carrier



Standard de referinta: HD 626

Tensiune nominala U_0/U : 0.6/1 (1.2) kV

Tensiune de incercare: 4 kV ca, 50 Hz, 5 min

Domeniul de utilizare

Sunt destinate realizarii retelelor electrice de distributie, cu tensiuni nominale de U_0/U 0.6/1 kV

* Cablurile sunt cu rezistenta la radiatiile solare si la intemperii.

Temperatura minima de instalare pe cablu: -10°C

Temperatura max de lucru: +80°C

Temperatura min a cablului dupa pozare: -40°C

Temperatura maxima de scurt-circuit: +130°C

Conductor de faza

Conductor de faza, neutru sau iluminat, multifilar din aluminiu (rm)

Conductor neutru

Aluminiu alloy (rm)

Izolatie

Polietilena reticulata, TIX2

Culoare izolatie

Neagra

Marcaj

Conf HD 626/4F

Raza minima de curbura la instalare

18x diametru torsadei

Rated voltage U_0/U : 0,6/1 (1.2) kV

Test voltage: 4 kV AC, 50 Hz, 5 min.

Applications

Power distribution networks with rated voltages up to U_0/U 0,6/1 kV

* Unsteable weather and UV resistant cables

Lowest ambient temperature during cable laying: -10°C

Highest operational temperature: + 80°C

Lowest operational temperature: -40°C

Highest temperature during short-circuit: +130°C

Phase conductor

Aluminum circular stranded phase, neutral or lighting conductor (rm)

Neutral/carrier conductor

Alloy aluminium conductor (rm)

Insulation

Cross-linked polyethylene ,TIX2

Insulation color

Black

Markings

According to HD 626/4F

Min. bending radius at installation

18 x torsade diameter

Manufacturing standard: HD 626

NFA2X



Conductoare de aluminiu cu sau fara purtator de aluminiu Alloy, izolate in polietilena reticulata, rasucite in fascicul (torsadate)

Stranded crosslinked polyethylene - insulated aluminium conductors with or without aluminum alloy carrier

Sectiune conductor <i>Conductor cross-section</i>	Rezistenta electrica max la 20° C <i>Electric resistance at 20° C, max.</i> Ω/km	Sarcina admisibila <i>Permissible charge</i> <i>A</i>	Nr min de sarme din conductor <i>No. of wires in conductor, min.</i>	Gros rad izolatie nom <i>Nominal radial insulation thickness</i> mm	Forta de rupere <i>Breaking load</i> kN	Diam ext nominal <i>Nominal outer diam.</i> mm
10	3.08	70	1	1.1	1.6	5.7
16RU	1.91	90	1	1.1	2.4	6.6
16RM	1.91	90	7	1.1	2.4	7.0
25	1.2	110	7	1.3	3.7	8.5

Tip cablu <i>Cable size</i>	Masa totala a cablului, inf. <i>Total cable mass, inf.</i> kg/km	Pasul de cablare, max <i>Lay length, max.</i> mm
NFA2X 10+16RU	103	400
NFA2X 2x10+16RU	141	400
NFA2X 1x16RM	63	400
NFA2X 16+25	153	400
NFA2X 2x16RU	118	400
NFA2X 2x16RM	125	400
NFA2X 3x16RU+25	272	400
NFA2X 4x16RM	250	400
NFA2X 4x16RU	236	400
NFA2X 2x25	186	400
NFA2X 3x25+16RU	337	400
NFA2X 4x25	373	400