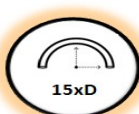

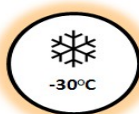



C2XAbH ; N2XBH

Cablu de energie armate cu izolatie de polietilena reticulata si manta fara halogen



Armored crosslinked insulated (XLPE) halogen free sheathed power cables



Standard de fabricatie: SR CEI 60502-1; SR HD 604 S1
Tensiune nominala $U_0/U(U_m)$: 0.6/1(1.8) kV
Tensiunea de incercare: 4 kV, 50 Hz, timp de 5 minute

Domeniul de utilizare

Cablurile sunt destinate pentru instalatii electrice fixe in centrale electrice, in cladiri publice, gari, aeroporturi, statii de metrou, supermarketuri, sali de spectacole, spitale etc. La ardere cablurile nu degaja gaze toxice si corosive si au emisie redusa de fum. Cablurile se pot instala in locuri umede, in beton sau in pamant, dar nu direct in apa sau solventi chimici.

Temperatura conductorului de cupru in functionarea de durata: -30°C ÷ +90°C

Temperatura maxima a conductorului in scurtcircuit (max 5 s): +250°C

Temperatura minima a cablului la montaj (masurata pe manta): -5°C

Conductor de cupru

Conductor unifilar (re), multifilar (rm), (sm), conf. SR EN 60228.

Izolatie

Polietilena reticulata (XLPE)

Manta interioara

Poliiolefina tip HM4 fara halogen

Armatura

Banda de otel laminata la rece nezincata sau zincata de grosime minima 0.2-0.5 mm.

Manta exterioara

Poliiolefina, tip HM4 fara halogen, neagra.

Cablurile sunt cu intarziere marita la propagarea flacarii conf.

SR EN 60332-3-24/cat. C

Corozivitatea gazelor de ardere conf SR EN 60754-2

✓ pH: ≥ 4.3

✓ Conductivitatea: ≤ 10 μS/mm

* Densitatea fumului, conf. SR EN 61034-1

* Permeabilitatea luminii: ≥ (50-70) %

Marcaj pe manta

SC ELECTROPLAST SA, simbol cablu, tensiune de lucru, an de fabricatie.

Raza minima de curbura la instalare

15 x diametrul cablului- cablu monofilar

12 x diametrul cablului- cablu multifilar

Forta maxima de tractiune la pozare

50 N/mm²

Cod de culori

- 1 conductor: negru sau galben-verde
- 2 conductoare: albastru, maro galben-verde, negru, pt sect >10mm²
- 3 conductoare: maro, negru, gri galben-verde, albastru, maro
- 4 conductoare: albastru, maro, negru, gri
- 5 conductoare: albastru, maro, negru, gri, negru galben-verde, albastru, maro, negru, gri

* Mai mult de 5 conductoare:

- conductoare negre numerotate
- galben-verde, negre numerotate

Standard: SR CEI 60502-1; SR HD 604 S1

Rated voltage $U_0/U(U_m)$: 0.6/1(1.8) kV

Test voltage: 4 kV, 50 Hz, for 5 minutes.

Applications

Cables designed for fixed wirings in power stations, public buildings, train stations, airports, subway stations, supermarkets, concert / theater halls, hospitals etc. They do not release toxic or corrosive gases during combustion and have low smoke emission. The cables can be laid in wet environments, in concrete or under the earth, but not straight in the water or chemical solvents.

Conductor temperature in long-run operation: -30 ÷ +90°C

Max. conductor temperature in short-circuit (max 5 s): +250°C

Minimum cable temperature during installation (measured on sheath surface): -5°C

Copper conductor

Solid conductor (re), compacted stranded conductor (rm),(sm), acc. to SR EN 60228.

Insulation

Crosslinked polyethylene (XLPE).

Inner sheath

Polyolefin, HM4 type

Armor

Blank or zinc-plated cold-rolled steel tape, min. 0.2-0.5 mm thickness.

Sheath

Polyolefin, HM4 type, halogen free, black.

Cables are extra flame retardant, according to EN 60332-3-24/ C category.

Corrosivity of gases evolved acc. to SR EN 60754-2:

✓ pH: ≥ 4.3

✓ Conductivity: ≤ 10 μS/mm

* Smoke density according SR EN 61034-1

* Light permeability: ≥ (50-70) %

Sheath marking

SC ELECTROPLAST SA, cable symbol, operational voltage, manufacture year.

Min. bending radius at installation

15 x cable diameter- single core cable

12 x cable diameter- multi-core cable

Max. tensile strain at installation

50 N/mm²

Color coding

- 1 conductor: black or yellow-green
- 2 conductors: blue, brown yellow-green, black for sect >10 mm²
- 3 conductors: brown, black, grey yellow-green, blue, brown
- 4 conductors: blue, brown, black, grey yellow-green, brown, black, grey
- 5 conductors: blue, brown, black, grey, black yellow-green, blue, brown, black, grey

* More than 5 conductors:

- numbered black conductors
- yellow-green, numbered black conductors

C2XAbH, N2XBH

Cablu de energie armate cu izolatie de polietilena reticulata si manta fara halogen

Armored crosslinked insulated (XLPE) halogen free sheathed power cables

Tipodimensiune cablu <i>Cable size</i>	Tip conductor <i>Cond. type</i>	Grosime radiala izolatie <i>Insulation's radial thickness</i> mm	Grosime radiala manta <i>Sheath's radial thickness</i> mm	Rezistenta electrica max, la 20°C <i>Max. resistance at 20°C</i> Ω/km	Diametru exterior <i>Outer diameter</i> mm	Masa inf <i>Mass inf</i> kg/km
1x16	re	0.7	1.4	1.15	11.7	326
1x16	rm	0.7	1.4	1.15	12.4	336
1x25	rm	0.9	1.4	0.727	13.6	452
1x35	rm	0.9	1.4	0.524	14.6	560
1x50	rm	1.0	1.5	0.387	16.2	715
1x70	rm	1.1	1.5	0.268	18.0	945
1x95	rm	1.1	1.6	0.193	19.9	1224
1x120	rm	1.2	1.6	0.153	21.6	1477
1x150	rm	1.4	1.7	0.124	23.5	1782
1x185	rm	1.6	1.8	0.0991	26.3	2195
1x240	rm	1.7	1.9	0.0754	28.5	2771
1x300	rm	1.8	2.0	0.0601	32.2	3426
1x630	rm	2.4	2.4	0.0283	45.9	7300
2x1.5	re	0.7	1.8	12.1	12.8	266
2x2.5	re	0.7	1.8	7.41	13.5	308
2x4	re	0.7	1.8	4.61	14.4	362
2x6	re	0.7	1.8	3.08	15.4	435
2x10	re	0.7	1.8	1.83	17.0	566
2x16	re	0.7	1.8	1.15	18.8	848
2x25	rm	0.9	1.8	0.727	22.6	1077
2x35	rm	0.9	1.8	0.524	24.6	1353
2x50	rm	1.0	1.9	0.387	28.4	1810
2x70	rm	1.1	2.0	0.268	32.2	2400p
3x1.5	re	0.7	1.8	12.1	13.0	285
3x2.5	re	0.7	1.8	7.41	13.8	333
3x4	re	0.7	1.8	4.61	14.7	398
3x6	re	0.7	1.8	3.08	15.8	487
3x10	re	0.7	1.8	1.83	17.5	653
3x10	rm	0.7	1.8	1.83	18.9	715
3x16	re	0.7	1.8	1.15	19.4	872
3x16+10	re	0.7/0.7	1.8	1.15/1.83	20.7	1015
3x25	rm	0.9	1.8	0.727	23.8	1313
3x25+16	rm/re	0.9/0.7	1.8	0.727/1.15	24.7	1474
3x35	sm	0.9	1.8	0.524	26.0	1654
3x35+16	sm/re	0.9/0.7	1.8	0.524/ 1.15	26.5	1793
3x50	sm	1.0	1.8	0.387	27.2	1875
3x50+25	sm/rm	1.0/0.9	1.8	0.387/ 0.727	27.2	2125
3x70	sm	1.1	1.9	0.268	29.2	2573

C2XAbH, N2XBH

Cablu de energie armate cu izolatie de polietilena reticulata si manta fara halogen

Armored crosslinked insulated (XLPE) halogen free sheathed power cables

Tipodimensiune cablu <i>Cable size</i>	Tip conductor <i>Cond. type</i>	Grosime radiala izolatie <i>Insulation's radial thickness</i> mm	Grosime radiala manta <i>Sheath's radial thickness</i> mm	Rezistenta electrica max, la 20°C <i>Max. resistance at 20°C</i> Ω/km	Diametru exterior <i>Outer diameter</i> mm	Masa inf <i>Mass inf</i> kg/km
3x70+35	sm/rm	1.1/0.9	1.9	0.268/ 0.524	30.6	2879
3x95	sm	1.1	1.9	0.193	34.9	3597
3x95+50	sm/sm	1.1/1.0	2.1	0.193/ 0.387	34.4	3781
3x120	sm	1.2	2.2	0.153	37.9	4352
3x120+70	sm/sm	1.2/1.1	2.2	0.153/ 0.268	38.5	4990
3x150	sm	1.4	2.3	0.124	41.9	5269
3x150+70	sm/sm	1.4/1.1	2.2	0.124/ 0.268	39.9	5786
3x150+95	sm/sm	1.4/1.1	2.2	0.124/ 0.193	39.9	6020
3x185	sm	1.6	2.4	0.0991	45.7	6493
3x185+95	sm/sm	1.6/1.1	2.5	0.0991/ 0.193	46.9	7393
3x240	sm	1.7	2.5	0.0754	48.9	8145
3x240+120	sm/sm	1.7/1.2	2.8	0.0754/ 0.153	56.9	9561
4x1.5	re	0.7	1.8	12.1	13.9	323
4x2.5	re	0.7	1.8	7.41	10.8	390
4x4	re	0.7	1.8	4.61	15.8	492
4x6	re	0.7	1.8	3.08	17.1	611
4x10	re	0.7	1.8	1.83	19.1	800
4x16	re	0.7	1.8	1.15	21.8	1277
4x25	rm	0.9	1.8	0.727	25.8	1611
4x35	sm	0.9	1.8	0.524	28.2	2046
4x50	sm	1.0	1.9	0.387	29.8	2353
4x70	sm	1.1	2.0	0.268	33.8	3213
4x95	sm	1.1	2.2	0.193	38.5	4557
4x120	sm	1.2	2.3	0.153	42.1	5539
4x150	sm	1.4	2.4	0.124	46.1	6725
4x185	sm	1.6	2.6	0.0991	50.7	8387
4x240	sm	1.7	2.8	56.8	0.0754	10590
5x1.5	re	0.7	1.8	12.1	14.7	370
5x2.5	re	0.7	1.8	7.41	15.7	446
5x4	re	0.7	1.8	4.61	16.9	550
5x6	re	0.7	1.8	3.08	18.3	689
5x10	re	0.7	1.8	1.83	20.4	947
5x16	re	0.7	1.8	1.15	22.3	1296
5x25	rm	0.9	1.9	0.727	28.2	1954
5x35	rm	0.9	1.9	0.524	30.9	2519
5x50	rm	1.0	2.1	0.387	36.4	3621
7x1.5	re	0.7	1.8	12.1	15.5	419
7x2.5	re	0.7	1.8	7.41	16.7	515
7x4	re	0.7	1.8	4.61	18.0	646

C2XAbH, N2XBH

Cablu de energie armate cu izolatie de polietilena reticulata si manta fara halogen

Armored crosslinked insulated (XLPE) halogen free sheathed power cables

Tipodimensiune cablu <i>Cable size</i>	Tip conductor <i>Cond. type</i>	Grosime radiala izolatie <i>Insulation's radial thickness</i> mm	Grosime radiala manta <i>Sheath's radial thickness</i> mm	Rezistenta electrica max, la 20°C <i>Max. resistance at 20°C</i> Ω/km	Diametru exterior <i>Outer diameter</i> mm	Masa inf <i>Mass inf</i> kg/km
8x1.5	re	0.7	1.8	12.1	17.3	456
8x2.5	re	0.7	1.8	7.41	18.7	555
8x4	re	0.7	1.8	4.61	20.2	701
10x1.5	re	0.7	1.8	12.1	18.2	513
10x2.5	re	0.7	1.8	7.41	19.7	637
10x4	re	0.7	1.8	4.61	21.5	809
12x1.5	re	0.7	1.8	12.1	18.7	560
12x2.5	re	0.7	1.8	7.41	20.2	702
12x4	re	0.7	1.8	4.61	22.0	902
14x1.5	re	0.7	1.8	12.1	19.3	612
14x2.5	re	0.7	1.8	7.41	21.0	774
14x4	re	0.7	1.8	4.61	22.9	1003
16x2.5	re	0.7	1.8	7.41	21.9	841
19x1.5	re	0.7	1.8	12.1	21.0	740
19x2.5	re	0.7	1.8	7.41	22.9	951