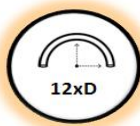
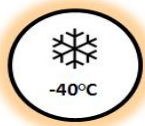
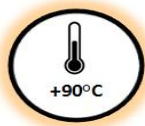
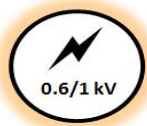




Cablu de energie cu izolatie de polietilena reticulata (XLPE) si si manta de PVC

Power cable with XLPE insulation and PVC sheath



Standard de fabricatie: SR HD 603 S1; IEC 60502-1 ; NF C 32-321

Tensiune nominala $U_0/U(U_m)$: 0.6/1(1.2) kV c.a sau max. 1,5 kV c.c

Domeniul de utilizare

Cablurile sunt utilizate pentru transportul energiei electrice la statii de putere.

Cablurile pot fi pozate in spatii inchise si deschise, in pamant, in canale, in beton.

Temperatura conductorului in functionarea de durata: +90°C

Temperatura maxima a conductorului in scurt-circuit (max 5 s): +250°C

Temperatura minima a cablului (masurata pe manta)

- la montaj: -5°C
- in exploatare: -40°C

* Cablurile sunt cu rezistenta la radiatii UV

Conductor de cupru

Conductor unifilar (re) sau multifilar (rm, sm)

Izolatie: Polietilena reticulabila (XLPE)

Manta: PVC

Cablurile C2XY, N2XY, U-1000 R02V sunt cu intarziere la propagarea flacarii , incercare conf. SR EN 60332-1-2 Iar cablurile C2XY-F sunt cu intarziere marita la propagarea flacarii; incercare conf. SR EN 60332-3-24 / cat. C.

Marcaj pe manta

SC ELECTROPLAST SA, simbol cablu, tensiune de lucru, an de fabricatie, marcare lungime.

Raza minima de curbura la instalare

15 x diametrul cablului- cablu monofilar

12 x diametrul cablului- cablu multifilar

Forta maxima de tractiune la pozare

50 N/mm²

Cod de culori

- 1 conductor: negru sau galben-verde
- 2 conductoare: albastru, maro
- galben-verde, negru, pt sect >10mm²
- 3 conductoare: maro, negru, gri
- galben-verde, albastru, maro
- 4 conductoare: albastru, maro, negru, gri
- galben-verde, maro, negru, gri
- 5 conductoare: albastru, maro, negru, gri, negru
- galben-verde, albastru, maro, negru, gri

* Mai mult de 5 conductoare:

- conductoare negre numerotate
- g/v, conductoare negre numerotate

Standard: SR HD 603 S1; IEC 60502-1; NF C 32-321

Rated voltage $U_0/U(U_m)$: 0.6/1(1.2) kV a.c or maximum 1,5 kV c.c

Applications

Power supply to power stations

The cables can be installed in open or confined areas, under ground, in sewers, in concrete.

Conductor temperature in long-run operation: +90°C

Max. conductor temperature in short-circuit (max 5 s): +250°C

Minimum cable temperature (masured on the sheath surface):

- during installation: -5°C
- in operation: -40°C

* UV resistant cables

Copper conductor

Solid conductor (re), compacted (rm) or sector-shaped conductor (sm).

Insulation: Cross-linkable polyethylene (XLPE)

Sheath: PVC

C2XY, N2XY, U-1000 R02V are flame retardant cables; test according to SR EN 60332-1-2 C2XY-F are extra flame retardant cables; test acc. to SR EN 60332-3-24/ C.

Sheath marking

SC ELECTROPLAST SA, cable symbol, operational voltage, manufacture year, length marking.

Min. bending radius at installation

15 x cable diameter – single-core cable

12 x cable diameter – multi-core cable

Max. tensile strain at installation

50 N/mm²

Color coding

- 1 conductor: black or yellow-green
- 2 conductors: blue, brown
- yellow-green, black for sect >10 mm²
- 3 conductors- brown, black, grey
-yellow-green, blue, brown
- 4 conductors-blue, brown, black, grey
-yellow-green, brown, black, grey
- 5 conductors- blue, brown, black, grey, black
-yellow-green, blue, brown, black, grey

* More than 5 conductors:

- numbered black conductors
- yellow-green, numbered black conductors



Cablu de energie cu izolatie de polietilena reticulata (XLPE) si manta de PVC

Power cable with XLPE insulation and PVC sheath

Tipodimensiune cablu	Tip conductor	Grosime radiala izolatie	Grosime radiala manta	Rezistenta electrica max, la 20°C	Diametru Exterior	Masa inf
<i>Cable size</i>	<i>Cond. type</i>	<i>Radial insulation thickness</i>	<i>Radial sheath thickness</i>	<i>Max. resistance at 20°C</i>	<i>Outer diameter</i>	<i>Mass inf</i>
		mm	mm	Ω/km	mm	kg/km
1x1.5	re	0.7	1.4	12.1	5.6	55
1x2.5	re	0.7	1.4	7.41	5.9	57
1x4	re	0.7	1.4	4.61	6.4	74
1x6	re	0.7	1.4	3.08	6.9	96
1x10	re	0.7	1.4	1.83	7.7	138
1x16	re	0.7	1.4	1.15	8.6	195
1x25	rm	0.9	1.4	0.727	10.5	294
1x35	rm	0.9	1.4	0.524	11.5	414
1x50	rm	1.0	1.4	0.387	12.9	512
1x70	rm	1.1	1.4	0.268	14.7	713
1x95	rm	1.1	1.5	0.193	16.6	962
1x120	rm	1.2	1.5	0.153	18.3	1188
1x150	rm	1.4	1.6	0.124	20.2	1462
1x185	rm	1.6	1.7	0.0991	23.0	1828
1x240	rm	1.7	1.8	0.0754	25.9	2376
1x300	rm	1.8	1.9	0.0601	28.9	2960
1x400	rm	2.0	2.0	0.0475	32.6	3809
1x500	rm	2.2	2.1	0.0366	36.9	4884
1x630	rm	2.4	2.2	0.0283	41.4	6190
2x1.5	re	0.7	1.8	12.1	9.3	125
2x2.5	re	0.7	1.8	7.41	10.1	157
2x4	re	0.7	1.8	4.61	11.0	204
2x6	re	0.7	1.8	3.08	12.0	259
2x10	re	0.7	1.8	1.83	13.6	368
2x16	re	0.7	1.8	1.15	15.4	516
2x25	rm	0.9	1.8	0.727	19.2	798
2x35	rm	0.9	1.8	0.524	21.2	1048
2x50	rm	1.0	1.8	0.387	24.0	1371
2x70	rm	1.1	1.8	0.268	27.6	1897
2x95	rm	1.1	2.0	0.193	31.4	2545
2x120	rm	1.2	2.1	0.153	35.0	3168
2x150	rm	1.4	2.2	0.124	38.6	3887
3x1.5	re	0.7	1.8	0.387	9.6	139
3x2.5	re	0.7	1.8	7.41	10.4	178


Cablu de energie cu izolatie de polietilena reticulata (XLPE) si manta de PVC
Power cable with XLPE insulation and PVC sheath

Tipodimensiune cablu	Tip conductor	Grosime radiala izolatie	Grosime radiala manta	Rezistenta electrica max, la 20°C	Diametru Exterior	Masa inf
<i>Cable size</i>	<i>Cond. type</i>	<i>Radial insulation thickness</i>	<i>Radial sheath thickness</i>	<i>Max. resistance at 20°C</i>	<i>Outer diameter</i>	<i>Mass inf</i>
		mm	mm	Ω/km	mm	kg/km
3x4	re	0.7	1.8	4.61	11.3	236
3x6	re	0.7	1.8	3.08	12.4	308
3x10	re	0.7	1.8	1.83	14.1	448
3x16	re	0.7	1.8	1.15	16.0	641
3x16+10	re	0.7	1.8	1.15;1.83	17.3	720
3x25	rm	0.9	1.8	0.727	20.0	989
3x25+16	rm;re	0.9;0.7	1.8	0.727;1.15	21.3	1216
3x35	rm	0.9	1.8	0.524	19.9	1138
3x35+16	rm;re	0.9;0.7	1.8	0.524;1.15	23.1	1541
3x50	sm	1.0	1.8	0.387	24.1	1538
3x50+25	sm;rm	1.0;0.9	1.8	0.387;0.727	24.1	1789
3x70	sm	1.1	1.8	0.268	25.9	2133
3x70+35	sm;rm	1.1;0.9	1.8	0.268;0.524	27.7	2488
3x70+50	sm;sm	1.1;1.0	1.8	0.268;0.387	27.7	2605
3x95	sm	1.1	1.9	0.193	30.5	2942
3x95+50	sm;sm	1.1;1.0	1.9	0.193;0.387	30.9	3333
3x120	sm	1.2	2.0	0.153	33.5	3650
3x120+70	sm;sm	1.2;1.1	2.1	0.153;0.268	34.3	4239
3x150	sm	1.4	2.1	0.124	37.3	4432
3x150+70	sm;sm	1.4;1.1	2.2	0.124;0.268	38.3	5080
3x185	sm	1.6	2.2	0.0991	41.1	5523
3x185+70	sm;sm	1.6;1.1	2.3	0.0991;0.268	42.3	6171
3x185+95	sm;sm	1.6;1.1	2.3	0.0991;0.193	42.3	6404
3x240	sm	1.7	2.4	0.0754	44.3	7101
3x240+120	sm;sm	1.7;1.2	2.6	0.0754;0.153	51.9	8296
3x240+95	sm;sm	1.7;1.1	2.6	0.0754;0.193	51.9	8081
4x1.5	re	0.7	1.8	12.1	10.5	169
4x2.5	re	0.7	1.8	7.41	11.4	219
4x4	re	0.7	1.8	4.61	12.5	296
4x6	re	0.7	1.8	3.08	13.7	389
4x10	re	0.7	1.8	1.83	15.7	573
4x16	re	0.7	1.8	1.15	17.8	827
4x25	rm	0.9	1.8	0.727	22.4	1284
4x25+16	rm;re	0.9;0.7	1.8	0.727;1.15	24.6	1497


Cablu de energie cu izolatie de polietilena reticulata (XLPE) si manta de PVC
Power cable with XLPE insulation and PVC sheath

Tipodimensiune cablu	Tip conductor	Grosime radiala izolatie	Grosime radiala manta	Rezistenta electrica max, la 20°C	Diametru Exterior	Masa inf
<i>Cable size</i>	<i>Cond. type</i>	<i>Radial insulation thickness</i>	<i>Radial sheath thickness</i>	<i>Max. resistance at 20°C</i>	<i>Outer diameter</i>	<i>Mass inf</i>
		mm	mm	Ω/km	mm	kg/km
4x35	rm	0.9	1.8	0.524	24.9	1508
4x35+16	rm;re	0.9;0.7	1.8	0.524;1.15	27.3	1945
4x50	sm	1.0	1.8	0.387	26.5	1998
4x50+25	sm;rm	1;0.9	2.00	0.387;0.727	31.5	2624
4x70	sm	1.1	1.9	0.268	30.4	2811
4x70+35	sm;rm	1.10;0.9	2.1	0.268;0.524	36.5	3692
4x95	sm	1.1	2.0	0.193	34.1	3880
4x95+50	sm;rm	1.10;0.9	2.3	0.193;0.387	41.5	4979
4x120	sm	1.2	2.1	0.153	37.6	4716
4x120+70	sm;rm	1.20;1.1	2.5	0.153;0.268	46.5	6237
4x150	sm	1.4	2.3	0.124	41.7	5837
4x150+70	sm;rm	1.4;1.1	2.6	0.124;0.268	51.3	7607
4x185	sm	1.6	2.4	0.0991	45.9	7270
4x185+95	sm;rm	1.6;1.1	2.8	0.0991; 0.193	60.1	9843
4x240	sm	1.7	2.6	0.0754	51.9	9387
5x1.5	re	0.7	1.8	12.1	11.2	200
5x2.5	re	0.7	1.8	7.41	12.3	262
5x4	re	0.7	1.8	4.61	13.5	356
5x6	re	0.7	1.8	3.08	14.9	472
5x10	re	0.7	1.8	1.83	17.0	701
5x16	re	0.7	1.8	1.15	19.5	1018
5x25	rm	0.9	1.8	0.727	24.6	1589
5x35	rm	0.9	1.8	0.524	27.3	2101
5x50	rm	1.0	2.0	0.387	31.5	2845
5x70	sm	1.1	2.1	0.268	36.5	4000
7x1.5	re	0.7	1.8	12.1	12.1	237
7x2.5	re	0.7	1.8	7.41	13.2	317
8x1.5	re	0.7	1.8	12.1	14.0	248
8x2.5	re	0.7	1.8	7.41	15.4	333
10x1.5	re	0.7	1.8	12.1	14.9	291
10x2.5	re	0.7	1.8	7.41	16.4	393
12x1.5	re	0.7	1.8	12.1	15.3	329
12x2.5	re	0.7	1.8	7.41	16.9	450
14x1.5	re	0.7	1.8	12.1	16.0	370



Cablu de energie cu izolatie de polietilena reticulata (XLPE) si manta de PVC

Power cable with XLPE insulation and PVC sheath

Tipodimensiune cablu	Tip conductor	Grosime radiala izolatie	Grosime radiala manta	Rezistenta electrica max, la 20°C	Diametru Exterior	Masa inf
<i>Cable size</i>	<i>Cond. type</i>	<i>Radial insulation thickness</i>	<i>Radial sheath thickness</i>	<i>Max. resistance at 20°C</i>	<i>Outer diameter</i>	<i>Mass inf</i>
		mm	mm	Ω/km	mm	kg/km
14x2.5	re	0.7	1.8	7.41	17.7	510
19x1.5	re	0.7	1.8	12.1	17.7	470
19x2.5	re	0.7	1.8	7.41	19.6	658
24x1.5	re	0.7	1.8	12.1	20.4	581
24x2.5	re	0.7	1.8	7.41	22.7	818
30x1.5	re	0.7	1.8	12.1	21.5	695
30x2.5	re	0.7	1.8	7.41	24.0	987
37x1.5	re	0.7	1.8	12.1	23.2	830
37x2.5	re	0.7	1.8	7.41	25.8	1188