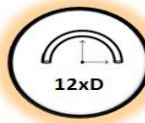

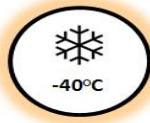
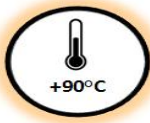




Cablu de energie, armat, cu izolatie de polietilena reticulata si manta de PVC

Armoured power cable with XLPE insulation and PVC sheath



Standard de fabricatie: SR CEI 60502-1
Tensiune nominala $U_0/U(\text{Um})$: 0.6/1(1.2) kV
Tensiunea de incercare: 4 kV, 50 Hz, timp de 5 minute.

Domeniul de utilizare

Cablurile sunt utilizate pentru transportul energiei electrice la statii de putere.
Cablurile pot fi pozate in spatii inchise si deschise, in pamant, in canale, in beton.

Temperatura max. a conductorului in functionarea de durata: +90°C

Temperatura max. a conductorului in scurt-circuit (max 5 s): +250°C

Temperatura minima a cablului (masurata pe manta):

- la montaj: -5°C
- in exploatare: -40°C

* Cablurile sunt cu rezistenta la UV

Conductor de cupru

Conductor unifilar (re), conductor multifilar (rm,sm), conf. SR EN 60228

Izolatia

Polietilena reticulata (XLPE)

Manta interioara: PVC

Armatura

Banda de otel laminata la rece

Manta exterioara

PVC

Cablurile C2XAb(z)Y, N2XBY sunt cu rezistenta la propagarea flacarii; incercare conf. SR EN 60332-1-2
Iar C2XAb(z)Y-F sunt cu rezistenta marita la propagarea flacarii, incercare conf. SR EN 60332-3-24/ cat.C

Marcaj pe manta

SC ELECTROPLAST SA, simbol cablu, tensiune de lucru, an de fabricatie, marcare lungime.

Raza minima de curbura la instalare

12 x diametrul cablului

Forta maxima de tractiune la pozare

50 N/mm²

Cod de culori

- 1 conductor: negru sau galben-verde
- 3 conductoare: maro, negru, gri galben-verde, albastru, maro
- 4 conductoare: albastru, maro, negru, gri galben-verde, maro, negru, gri
- 5 conductoare: albastru, maro, negru, gri, negru galben-verde, albastru, maro, negru, gri

Mai mult de 5 conductoare:

- conductoare negre numerotate
- galben-verde, conductoare negre numerotate

Reference standard: SR CEI 60502-1
Rated voltage $U_0/U(\text{Um})$: 0.6/1(1.2) kV
Test voltage: 4 kV, 50 Hz, for 5 minutes.

Applications

Power supply to power stations
The cables can be installed in open or confined areas, under ground, in sewers, in concrete.

Max. conductor temperature in long-run operation: +90°C

Max. conductor temperature in short-circuit (max 5 s): +250°C

Min. cable temperature (measured on sheath surface)

- during installation: -5°C
- in operation: -40°C

* UV resistant cables

Copper conductor

Solid conductor (re), compacted (rm) or sector-shaped conductor (sm), acc. to SR EN 60228

Insulation

Crosslinked polyethylene (XLPE)

Inner sheath: PVC

Armor

Cold rolled steel tape

Sheath

PVC

C2XAb(z)Y, N2XBY are flame retardant cables; test according to SR EN 60332-1-2

C2XAb(z)Y-F are extra flame retardant cables, test according to SR EN 60332-3-24/ C category

Sheath marking

SC ELECTROPLAST SA, cable symbol, operational voltage, manufacture year, length marking.

Min. bending radius at installation

12 x cable diameter

Max. tensile strain at installation

50 N/mm²

Color coding

- 1 conductor: black or yellow-green
- 3 conductors: brown, black, grey yellow-green, blue, brown
- 4 conductors: blue, brown, black, grey yellow-green, brown, black, grey
- 5 conductors: blue, brown, black, grey, black yellow-green, blue, brown, black, grey

More than 5 conductors:

- numbered black conductors
- yellow-green, numbered black conductors

C2XAb(z)Y(-F) , N2XBY

Cablu de energie, armat, cu izolatie de polietilena reticulata si manta de PVC

Armoured power cable with XLPE insulation and PVC sheath

Tipodimensiune cablu <i>Cable size</i>	Tip conductor <i>Cond. type</i>	Grosime radiala izolatie <i>Radial insulation thickness</i> mm	Grosime radiala manta <i>Radial sheath thickness</i> mm	Diametru exterior inf <i>Outer diameter inf</i> mm	Rezistenta electrica max, la 20°C <i>Max. resistance at 20°C</i> Ω/km	Masa inf <i>Mass inf</i> kg/km
1x50	rm	1.0	1.4	15.3	0.387	682
1x70	rm	1.1	1.5	17.3	0.268	908
1x95	rm	1.1	1.6	19.2	0.193	1174
1x120	rm	1.2	1.6	20.9	0.153	1420
1x150	rm	1.4	1.7	22.8	0.124	1700
1x185	rm	1.6	1.8	25.6	0.0991	2117
1x240	rm	1.7	1.9	28.5	0.0754	2653
1x300	rm	1.8	1.9	31.3	0.0601	3277
1x400	rm	2.0	2.1	35.7	0.0470	4654
1x500	rm	2.2	2.3	41.4	0.0366	5627
2x1.5	re	0.7	1.8	12.8	12.1	254
2x2.5	re	0.7	1.8	13.6	7.41	283
2x4	re	0.7	1.8	14.7	4.61	366
2x6	re	0.7	1.8	15.7	3.08	439
2x10	re;rm	0.7	1.8	18.6	1.83	625
2x16	re;rm	0.7	1.8	20.8	1.15	834
2x25	rm	0.9	1.8	24.2	0.727	1173
2x35	rm	0.9	1.8	26.6	0.524	1476
2x50	rm	1.0	1.8	26.2	0.387	1594
2x70	rm	1.1	1.9	30.0	0.268	2200
2x95	rm	1.1	2.1	34.9	0.193	3400
2x120	rm	1.2	2.2	39.6	0.153	4050
2x150	rm	1.4	2.3	43.0	0.124	4950
3x1.5	re	0.7	1.8	13.2	0.387	279
3x2.5	re	0.7	1.8	14.1	7.41	319
3x4	re	0.7	1.8	15.3	4.61	415
3x6	re	0.7	1.8	16.4	3.08	507
3x10	re;rm	0.7	1.8	19.5	1.83	730
3x16	re;rm	0.7	1.8	21.8	1.15	996
3x25	rm	0.9	1.8	25.5	0.727	1422
3x25+16	rm;re	0.9;0.7	1.8	26.6	0.727;1.15	1610
3x35	rm	0.9	1.9	28.3	0.524	1824

C2XAb(z)Y(-F) , N2XB Y

Cablu de energie, armat, cu izolatie de polietilena reticulata si manta de PVC

Armoured power cable with XLPE insulation and PVC sheath

Tipodimensiune cablu <i>Cable size</i>	Tip conductor <i>Cond. type</i>	Grosime radiala izolatie <i>Radial insulation thickness</i> mm	Grosime radiala manta <i>Radial sheath thickness</i> mm	Diametru exterior inf <i>Outer diameter inf</i> mm	Rezistenta electrica max, la 20°C <i>Max. resistance at 20°C</i> Ω/km	Masa inf <i>Mass inf</i> kg/km
3x50	sm	1.0	1.8	26.3	0.387	1850
3x70	sm	1.1	1.9	29.9	0.268	2530
3x95	sm	1.1	2.1	35.3	0.193	3900
3x120	sm	1.2	2.2	38.3	0.153	4450
3x150	sm	1.4	2.3	42.3	0.124	5410
3x185	sm	1.6	2.4	46.1	0.0991	6650
3x240	sm	1.7	2.6	51.1	0.0754	8500
3x35+16	rm;re	0.9;0.7	1.8	28.8	0.524;1.15	1973
3x50+25	sm;rm	1.0 ; 0.9	1.8	27.3	0.387;0.727	2225
3x70+35	sm;rm	1.1 ; 0.9	1.9	30.7	0.268;0.524	3022
3x95+50	sm;sm	1.1; 1.0	2.1	34.5	0.193;0.387	4522
3x120+70	sm;sm	1.2 ; 1.1	2.1	38.8	0.153;0.268	5428
3x150+70	sm;sm	1.4 ; 1.1	2.3	43.0	0.124;0.268	6408
3x185+95	sm;sm	1.6 ; 1.1	2.3	43.9	0.0991;0.193	7848
3x240+120	sm;sm	1.7 ; 1.2	2.6	52.8	0.0754;0.153	9560
4x1.5	re	0.7	1.8	13.9	12.1	314
4x2.5	re	0.7	1.8	14.9	7.41	367
4x4	re	0.7	1.8	16.2	4.61	483
4x6	re	0.7	1.8	17.5	3.08	599
4x10	re;rm	0.7	1.8	20.9	1.83	870
4x16	re;rm	0.7	1.8	23.5	1.15	1206
4x25	rm	0.9	1.8	27.6	0.727	1742
4x35	rm	0.9	1.9	30.7	0.524	2254
4x50	sm	1.0	1.8	27.8	0.387	2400
4x70	sm	1.1	2.0	31.9	0.268	3350
4x95	sm	1.1	2.1	35.5	0.193	4500
4x120	sm	1.2	2.3	40.5	0.153	5980
4x150	sm	1.4	2.4	44.5	0.124	7110
4x185	sm	1.6	2.5	48.9	0.0991	8990
4x240	sm	1.7	2.8	56.3	0.0754	9823
4x95+50	rm; rm	1.1; 1.0	2.4	45.4	0.193;0.387	5049
4x120+70	rm; rm	1.2; 1.1	2.6	50.6	0.153;0.268	6267

C2XAb(z)Y(-F) , N2XBY

Cablu de energie, armat, cu izolatie de polietilena reticulata si manta de PVC

Armoured power cable with XLPE insulation and PVC sheath

Tipodimensiune cablu <i>Cable size</i>	Tip conductor <i>Cond. type</i>	Grosime radiala izolatie <i>Radial insulation thickness</i> mm	Grosime radiala manta <i>Radial sheath thickness</i> mm	Diametru exterior inf <i>Outer diameter inf</i> mm	Rezistenta electrica max, la 20°C <i>Max. resistance at 20°C</i> Ω/km	Masa inf <i>Mass inf</i> kg/km
4x150+70	rm; rm	1.4; 1.1	2.8	55.9	0.124;0.268	8079
4x185+95	rm; rm	1.6; 1.1	3.0	63.0	0.0991;0.193	9370
5x1.5	re	0.7	1.8	14.7	12.1	358
5x2.5	re	0.7	1.8	15.8	7.41	418
5x4	re	0.7	1.8	17.3	4.61	561
5x6	re	0.7	1.8	18.6	3.08	690
5x10	re;rm	0.7	1.8	22.4	1.83	1026
5x16	re;rm	0.7	1.8	25.4	1.15	1437
5x25	rm	0.9	1.9	30.1	0.727	2103
5x35	rm	0.9	2.0	33.6	0.524	2731
5x50	rm	1.0	2.1	34.8	0.387	3300
5x95	rm	1.1	2.4	46.0	0.193	6400
7x1.5	re	0.7	1.8	15.5	12.1	406
7x2.5	re	0.7	1.8	16.7	7.41	478
8x1.5	re	0.7	1.8	17.2	12.1	429
8x2.5	re	0.7	1.8	18.6	7.41	509
10x1.5	re	0.7	1.8	18.1	12.1	485
10x2.5	re	0.7	1.8	19.7	7.41	600
12x1.5	re	0.7	1.8	18.6	12.1	531
12x2.5	re	0.7	1.8	20.2	7.41	677
14x1.5	re	0.7	1.8	19.3	12.1	582
14x2.5	re	0.7	1.8	21.0	7.41	745
19x1.5	re	0.7	1.8	20.9	12.1	708
19x2.5	re	0.7	1.8	22.9	7.41	909
24x1.5	re	0.7	1.8	23.7	12.1	858
24x2.5	re	0.7	1.8	26.1	7.41	1096
30x1.5	re	0.7	1.8	24.8	12.1	992
30x2.5	re	0.7	1.8	27.4	7.41	1322
37x1.5	re	0.7	1.8	26.5	12.1	1155
37x2.5	re	0.7	1.8	29.3	7.41	1549