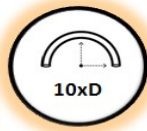

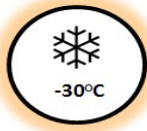



CSYAb(z)Y , CSYAb(z)Y-F 0.6/1 kV



Cablu de semnalizare, armat, cu izolatie si manta de PVC

Armored signal cable with PVC insulation and sheath



Standard de fabricatie: ST 106
Tensiune nominala U_0/U : 0.6/1 kV
Tensiune de incercare: 8 kV c.c ,1 minut

Domeniul de utilizare

Cablurile sunt utilizate in instalatii electroenergetice si similare cu solicitari mecanice mari.
Cablurile pot fi pozate in spatii inchise si deschise, in pamant, in canale, in beton . Cablurile pot fi utilizate in mediul exploziv, zona 1 si 2, grupa II G.

Temperatura max a conductorului in functionarea de durata: +70°C
Temperatura de utilizare normala: -33°C/+70°C
Temperatura minima de montaj: -5°C

* Cablurile sunt cu rezistenta la UV

Conductor de cupru

Conductor unifilar (re), SR EN 60228

Izolatie

PVC

Manta interioara

PVC

Armatura

Banda de otel laminata la rece nezincata sau zincata

Manta exterioara

PVC gri sau neagra

Cablurile CSYAb(z)Y, sunt cu rezistenta la propagarea flacarii; incercare conf. SR EN 60332-1-2

Iar CSYAb(z)Y-F sunt cu rezistenta marita la propagarea flacarii, incercare conf. SR EN 60332-3-24/ cat.C

Marcaj pe manta

SC ELECTROPLAST SA, simbol cablu ,tensiune de lucru, an de fabricatie, marcaj de lungime.

Raza minima de curbura la instalare

10 x diametrul cablului

Forta maxima de tractiune la pozare

50 N/mm²

Cod de culori

- Pe fiecare strat doua conductoare alaturate vor avea culori diferite una inchisa si cealalta deschisa, restul conductoarelor vor fi albe.
- Conductoare negre numerotate

Production standard: ST 106
Rated voltage U_0/U : 0.6/1 kV
Test voltage: 8 kV c.c, 1 minute

Applicability

Control and signal transmittal in power generation and supply facilities.
The cables can be installed in open or confined areas, underground, in sewers, in concrete. Cables can be use in explosive zone 1 and 2, Group II G.

Max. temperature in long-run operation: +70°C

Normal operational temperature range: -33°C/+70°C
Minimum temperature during installation: -5°C

* UV resistant cables

Copper conductor

Solid conductor (re), SR EN 60228

Insulation

PVC

Inner sheath

PVC

Armor

Blank or zinc-plated cold-rolled steel tape

Outer sheath

PVC grey or black

CSYAb(z)Y, are flame retardant cables; test according to SR EN 60332-1-2

CSYAb(z)Y-F are extra flame retardant cables, test according to SR EN 60332-3-24/ C category

Sheath marking

SC ELECTROPLAST SA , cable symbol, operational voltage, manufacture year, length marking.

Min. bending radius at installation

10 x cable diameter

Max. tensile strain during installation

50 N/mm²

Color coding

- Two adjacent conductors within each layer must have different colors, a dark and light one, whereas the remaining ones must be white.
- Numbered black conductors

CSYAb(z)Y , CSYAb(z)Y-F 0.6/1 kV



Cablu de semnalizare, armat, cu izolatie si manta de PVC

Armored signal cable with PVC insulation and sheath

Tipodimensiune cablu <i>Cable size</i>	Tip conductor <i>Type of conductor</i>	Grosime radiala izolatie <i>Radial thickness of insulation</i> mm	Grosime radiala manta <i>Radial thickness of sheath</i> mm		Diametru exterior nominal <i>Nominal outer diameter</i> mm	Rezistenta electrica, max la 20°C <i>Max. Resistance at 20°C</i> Ω/km	Masa inf <i>Mass inf</i> kg/km
			Int.	Ext .			
2x1	re	0.8	0.8	1.4	10.9	18.1	206
2x1.5	re	0.8	0.8	1.4	11.5	12.1	234
2x2.5	re	0.8	0.8	1.4	12.3	7.41	278
2x4	re	1.0	0.8	1.4	14.0	4.61	370
2x6	re	1.0	0.8	1.4	15.2	3.08	426
3x1	re	0.8	0.8	1.4	11.3	18.1	228
3x1.5	re	0.8	0.8	1.4	11.9	12.1	261
3x2.5	re	0.8	0.8	1.4	12.8	7.41	316
3x4	re	1.0	0.8	1.4	14.7	4.61	426
3x6	re	1.0	0.8	1.4	16.0	3.08	504
4x1	re	0.8	0.8	1.4	12.0	18.1	260
4x1.5	re	0.8	0.8	1.4	12.7	12.1	301
4x2.5	re	0.8	0.8	1.4	13.7	7.41	369
4x4	re	1.0	0.8	1.4	15.8	4.61	505
4x6	re	1.0	0.8	1.4	17.2	3.08	604
5x1	re	0.8	0.8	1.4	12.8	18.1	296
5x1.5	re	0.8	0.8	1.4	13.5	12.1	345
5x2.5	re	0.8	0.8	1.4	14.6	7.41	427
5x4	re	1.0	0.8	1.4	17.0	4.61	591
5x6	re	1.0	0.8	1.4	18.6	3.08	742
7x1	re	0.8	0.8	1.4	13.6	18.1	338
7x1.5	re	0.8	0.8	1.4	14.4	12.1	398
7x2.5	re	0.8	0.8	1.4	15.6	7.41	502
7x4	re	1.0	0.8	1.4	18.3	4.61	705
7x6	re	1.0	0.8	1.4	20.0	3.08	905
9x1	re	0.8	0.8	1.4	16.2	18.1	401
9x1.5	re	0.8	0.8	1.4	17.2	12.1	473
9x2.5	re	0.8	0.8	1.4	18.7	7.41	597
9x4	re	1.0	0.8	1.4	22.1	4.61	835
9x6	re	1.0	0.8	1.4	24.2	3.08	1080
12x1	re	0.8	0.8	1.4	17.2	18.1	470
12x1.5	re	0.8	0.8	1.4	18.3	12.1	559
12x2.5	re	0.8	0.8	1.4	20.0	7.41	718
12x4	re	1.0	0.8	1.8	24.4	4.61	1065
14x1	re	0.8	0.8	1.4	17.8	18.1	515
14x1.5	re	0.8	0.8	1.4	19.0	12.1	618
14x2.5	re	0.8	0.8	1.4	20.8	7.41	800
16x1	re	0.8	0.8	1.4	18.6	18.1	564

CSYAb(z)Y , CSYAb(z)Y-F 0.6/1 kV



Cablu de semnalizare, armat, cu izolatie si manta de PVC

Armored signal cable with PVC insulation and sheath

Tipodimensiune cablu <i>Cable size</i>	Tip conductor <i>Type of conductor</i>	Grosime radiala izolatie <i>Radial thickness of insulation</i> mm	Grosime radiala manta <i>Radial thickness of sheath</i> mm		Diametru exterior nominal <i>Nominal outer diameter</i> mm	Rezistenta electrica, max la 20°C <i>Max. Resistance at 20°C</i> Ω/km	Masa inf <i>Mass inf</i> kg/km
			Int.	Ext .			
16x1.5	re	0.8	0.8	1.4	19.9	12.1	678
16x2.5	re	0.8	1.0	1.4	22.2	7.41	907
19x1	re	0.8	0.8	1.4	19.5	18.1	629
19x1.5	re	0.8	0.8	1.4	20.8	12.1	761
19x2.5	re	0.8	1.0	1.4	23.2	7.41	1025
21x1	re	0.8	1.0	1.4	22.6	18.1	739
21x1.5	re	0.8	1.0	1.8	25.0	12.1	936
21x2.5	re	0.8	1.0	1.8	27.4	7.41	1211
24x1	re	0.8	1.0	1.4	22.6	18.1	788
24x1.5	re	0.8	1.0	1.8	25.0	12.1	1002
24x2.5	re	0.8	1.0	1.8	27.4	7.41	1309
27x1	re	0.8	1.0	1.8	23.8	18.1	891
27x1.5	re	0.8	1.0	1.8	25.4	12.1	1077
27x2.5	re	0.8	1.0	1.8	27.9	7.41	1417
30x1	re	0.8	1.0	1.8	24.5	18.1	956
30x1.5	re	0.8	1.0	1.8	26.2	12.1	1160
30x2.5	re	0.8	1.0	1.8	28.8	7.41	1534
33x1	re	0.8	1.0	1.8	25.3	18.1	1023
33x1.5	re	0.8	1.0	1.8	27.1	12.1	1246
33x2.5	re	0.8	1.0	1.8	29.7	7.41	1653
37x1	re	0.8	1.0	1.8	26.1	18.1	1101
37x1.5	re	0.8	1.0	1.8	28.0	12.1	1246
37x2.5	re	0.8	1.0	1.8	30.8	7.41	1798
42x1	re	0.8	1.0	1.8	28.8	18.1	1243
42x1.5	re	0.8	1.0	1.8	30.8	12.1	1515
48x1	re	0.8	1.0	1.8	29.3	18.1	1351
48x1.5	re	0.8	1.0	1.8	31.3	12.1	1656
52x1	re	0.8	1.0	1.8	30.0	18.1	1433
52x1.5	re	0.8	1.2	1.8	32.5	12.1	1794
56x1	re	0.8	1.0	1.8	30.8	18.1	1516
56x1.5	re	0.8	1.2	1.8	33.3	12.1	1901
61x1	re	0.8	1.2	1.8	32.0	18.1	1648
61x1.5	re	0.8	1.2	2.2	35.0	12.1	2096