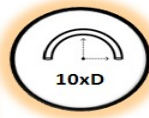
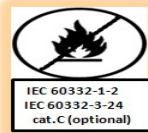
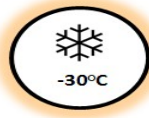

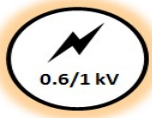


## CSYEAb(z)Y , CSYEAb(z)Y-F 0.6/1 kV



### Cablu de semnalizare, ecranat, armat, cu izolatie si manta de PVC

### PVC – insulated and sheathed, screen-armored signal cable



**Standard de fabricatie:** ST 106  
**Tensiune nominala  $U_0/U$ :** 0.6/1 Kv  
**Tensiunea de incercare:** 4 kV, 1 min, 50 Hz

#### Domeniul de utilizare

Cablurile se utilizeaza pentru comanda si semnalizare in instalatii electroenergetice si similare  
Cablurile pot fi pozate in spatii inchise si deschise, in pamant, in canale, in beton.

**Temperatura max in functionarea de durata:** +70°C  
**Temperatura de utilizare normala:** -33°C÷+60°C  
**Temperatura minima de montaj:** -5°C  
**Temperatura max. in scurt-circuit:** +160°C

\* Cablurile sunt cu rezistenta la radiatii UV

#### Conductor de cupru

Conductor unifilar (re), SR EN 60228

#### Izolatie

PVC

#### Ecran

Ecran din aluminiu pe suport de poliester, tip ALU/PET 9/12µm.

#### Manta interioara

PVC

#### Armatura

Banda de otel laminata la rece nezincata sau zincata de grosime minima 0.2 mm.

#### Manta exterioara

PVC gri sau neagra

Cablurile CSYEAb(z)Y sunt cu rezistenta la propagarea flacarii; incercare conf. SR EN 60332-1-2

Iar CSYEAb(z)Y-F, sunt cu rezistenta marita la propagarea flacarii; incercare conf. SR EN 60332-3-24/ cat.C

#### Marcaj pe manta

SC ELECTROPLAST SA, simbol cablu, tensiune de lucru, an de fabricatie, marcaj de lungime

#### Raza minima de curbura la instalare

10 x diametrul cablului

#### Forta maxima de tractiune la pozare

50 N/mm<sup>2</sup>

#### Cod de culori

- Pe fiecare strat doua conductoare alaturate vor avea culori diferite una inchisa si cealalta deschisa, restul conductoarelor vor fi albe.
- Conductoare negre numerotate

**Production standard:** ST 106  
**Rated voltage  $U_0/U$ :** 0.6/1 kV  
**Testing voltage:** 4 kV, 1 min, 50 Hz

#### Applicability

Control and transmittal of signals in power generation & supply facilities and similar applications. The cables can be installed in open or confined areas, underground, in sewers, in concrete.

**Max. temperature in long-run operation:** +70°C  
**Normal operational temperature range:** -33°C÷+60°C  
**Minimum temperature during installation:** -5°C  
**Max. short-circuit temperature:** +160°C

\* UV resistant cables

#### Copper conductor

Solid conductor (re), SR EN 60228

#### Insulation

PVC

#### Screen

Aluminum screen on polyester base, ALU/PET type 9/12µm.

#### Inner sheath

PVC

#### Armor

Blank or zinc-plated cold-rolled steel tape of min. 0.2 mm thickness.

#### Sheath

PVC grey or black

CSYEAb(z)Y, are flame retardant cables; test according to SR EN 60332-1-2

CSYEAb(z)Y-F, are extra flame retardant cables, test according to SR EN 60332-3-24/ C category

#### Sheath marking

SC ELECTROPLAST SA, cable symbol, operational voltage, manufacture year, length marking.

#### Min. bending radius at installation

10 x cable diameter

#### Max. tensile strain during installation

50 N/mm<sup>2</sup>

#### Color coding

- Two adjacent conductors within each layer must have different colors, a dark and light one, whereas the remaining ones must be white.
- Numbered black conductors

**CSYEAb(z), CSYEAb(z)Y-F 0.6/1 kV**



**Cablu de semnalizare, ecranat, armat, cu izolatie si manta de PVC**

**PVC – insulated and sheathed, screen-armored signal cable**

Tipodimensiune cablu <i>Cable size</i>	Tip conductor <i>Type of conductor</i>	Grosime radiala izolatie <i>Insulation radial thickness</i> mm	Grosime radiala manta <i>Sheath radial thickness</i> mm		Diametru exterior nominal <i>Nominal outer diameter</i> mm	Rezistenta electrica, max la 20°C <i>Max.resistance at 20°C</i> Ω/km	Masa inf <i>Mass inf</i> kg/km
			Int.	Ext .			
2x1	re	0.8	0.8	1.4	11.5	18.1	198
2x1.5	re	0.8	0.8	1.4	12.0	12.1	219
2x2.5	re	0.8	0.8	1.4	12.8	7.41	256
2x4	re	1.0	0.8	1.4	14.5	4.61	328
2x6	re	1.0	0.8	1.4	15.5	3.08	388
3x1	re	0.8	0.8	1.4	11.9	18.1	223
3x1.5	re	0.8	0.8	1.4	12.5	12.1	250
3x2.5	re	0.8	0.8	1.4	13.3	7.41	299
3x4	re	1.0	0.8	1.4	15.2	4.61	393
3x6	re	1.0	0.8	1.4	16.3	3.08	475
4x1	re	0.8	0.8	1.4	12.6	18.1	254
4x1.5	re	0.8	0.8	1.4	13.2	12.1	287
4x2.5	re	0.8	0.8	1.4	14.2	7.41	348
4x4	re	1.0	0.8	1.4	16.3	4.61	466
4x6	re	1.0	0.8	1.4	17.5	3.08	572
5x1	re	0.8	0.8	1.4	13.4	18.1	285
5x1.5	re	0.8	0.8	1.4	14.1	12.1	326
5x2.5	re	0.8	0.8	1.4	15.2	7.41	399
5x4	re	1.0	0.8	1.4	17.5	4.61	541
5x6	re	1.0	0.8	1.4	18.9	3.08	671
7x1	re	0.8	0.8	1.4	14.2	18.1	334
7x1.5	re	0.8	0.8	1.4	15.0	12.1	387
7x2.5	re	0.8	0.8	1.4	16.2	7.41	484
7x4	re	1.0	0.8	1.4	18.8	4.61	669
7x6	re	1.0	0.8	1.4	20.7	3.08	865
9x1	re	0.8	0.8	1.4	16.4	18.1	411
9x1.5	re	0.8	0.8	1.4	17.4	12.1	478
9x2.5	re	0.8	0.8	1.4	18.9	7.41	603
9x4	re	1.0	1.0	1.4	22.6	4.61	865
9x6	re	1.0	1.0	1.4	25.3	3.08	1139
12x1	re	0.8	0.8	1.4	17.4	18.1	480
12x1.5	re	0.8	0.8	1.4	18.4	12.1	565
12x2.5	re	0.8	0.8	1.4	20.1	7.41	725
12x4	re	1.0	1.0	1.8	24.9	4.61	1098
12x6	re	1.0	1.0	1.8	27.0	3.08	1394
14x1	re	0.8	0.8	1.4	18.1	18.1	526
14x1.5	re	0.8	0.8	1.4	19.2	12.1	624
14x2.5	re	0.8	0.8	1.4	21.3	7.41	829



**Cablu de semnalizare, ecranat, armat, cu izolatie si manta de PVC**

**PVC – insulated and sheathed, screen-armored signal cable**

Tipodimensiune cablu <i>Cable size</i>	Tip conductor <i>Type of conductor</i>	Grosime radiala izolatie <i>Insulation radial thickness</i> mm	Grosime radiala manta <i>Sheath radial thickness</i> mm		Diametru exterior nominal <i>Nominal outer diameter</i> mm	Rezistenta electrica, max la 20°C <i>Max.resistance at 20°C</i> Ω/km	Masa inf <i>Mass inf</i> kg/km
			Int.	Ext .			
16x1	re	0.8	0.8	1.4	18.9	18.1	574
16x1.5	re	0.8	0.8	1.4	20.0	12.1	684
16x2.5	re	0.8	1.0	1.4	22.3	7.41	914
19x1	re	0.8	0.8	1.4	19.7	18.1	640
19x1.5	re	0.8	0.8	1.4	20.9	12.1	768
19x2.5	re	0.8	1.0	1.4	23.3	7.41	1032
21x1	re	0.8	0.8	1.4	23.6	18.1	795
21x1.5	re	0.8	1.0	1.4	25.1	12.1	943
21x2.5	re	0.8	1.0	1.8	27.5	7.41	1218
24x1	re	0.8	0.8	1.4	23.6	18.1	845
24x1.5	re	0.8	1.0	1.4	25.1	12.1	1009
24x2.5	re	0.8	1.0	1.8	27.5	7.41	1316
27x1	re	0.8	1.0	1.8	24.0	18.1	903
27x1.5	re	0.8	1.0	1.4	25.6	12.1	1085
27x2.5	re	0.8	1.0	1.8	28.0	7.41	1425
30x1	re	0.8	1.0	1.8	24.7	18.1	969
30x1.5	re	0.8	1.0	1.8	26.3	12.1	1168
30x2.5	re	0.8	1.0	1.8	28.9	7.41	1542
33x1	re	0.8	1.0	1.8	25.5	18.1	1036
33x1.5	re	0.8	1.0	1.8	27.2	12.1	1253
33x2.5	re	0.8	1.0	1.8	29.9	7.41	1661
37x1	re	0.8	1.0	1.8	26.3	18.1	1120
37x1.5	re	0.8	1.0	1.8	28.1	12.1	1361
37x2.5	re	0.8	1.0	1.8	30.9	7.41	1814
42x1	re	0.8	1.0	1.8	29.1	18.1	1264
42x1.5	re	0.8	1.0	1.8	31.1	12.1	1537
42x2.5	re	0.8	1.0	1.8	33.6	7.41	1998
48x1	re	0.8	1.0	1.8	29.5	18.1	1360
48x1.5	re	0.8	1.0	1.8	31.9	12.1	1698
52x1	re	0.8	1.0	1.8	30.2	18.1	1441
52x1.5	re	0.8	1.0	1.8	32.7	12.1	1818
56x1	re	0.8	1.0	1.8	31.0	18.1	1538
56x1.5	re	0.8	1.0	1.8	34.4	12.1	1937
61x1	re	0.8	1.0	1.8	32.2	18.1	1672