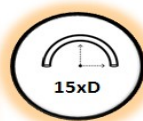

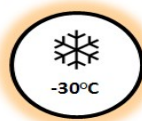
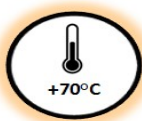
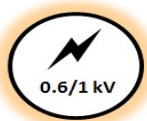


ACYY , NAYY , ACYY-F

Cablu de energie cu izolatie si manta de PVC



PVC – insulated and sheathed power cable



Standard de fabricatie: SR HD 603 S1/3G-2; IEC 60502

Tensiune nominala U_0/U : 0.6/1 kV

Tensiune de incercare: 4 kV c.a. sau 12 kV c.c., 5 min

Domeniul de utilizare

Cablurile sunt utilizate pentru transportul energiei electrice la statiile de putere.

Cablurile pot fi pozate in spatii inchise si deschise, in pamant, in canale, in beton.

Cablurile pot fi utilizate in mediu exploziv pentru Gr II G zona 1 si 2 .

Temperatura maxima de lucru: +70°C

Temperatura maxima de scurt-circuit: +160°C

Temperatura minima a cablului (masurata pe manta):

- la montaj: -5°C
- in exploatare: -33°C

* Cablurile sunt cu rezistenta la UV

Conductor de aluminiu

Conductor unifilar (re) cl.1, conductor multifilar (rm), sau sector multifilar (sm) cl.2 conf. SR EN 60228

Izolatia

PVC, tip DIV 4

Manta

PVC, tip DMV5, negru sau gri.

Cablurile ACYY, NAYY sunt cu rezistenta la propagarea flacarii; incercare conf. SR EN 60332-1-2

Iar ACYY-F sunt cu rezistenta marita la propagarea flacarii, incercare conf. SR EN 60332-3-24/ cat.C

Marcaj pe manta

SC ELECTROPLAST SA, simbol cablu, tensiune de lucru, an de fabricatie, marcare lungime.

Raza minima de curbura la instalare

15 x diametrul cablului- cablu monofilar

12 x diametrul cablului- cablu multifilar

Forta maxima de tractiune la pozare

30 N/mm²

Cod de culori

- 1 conductor: negru sau g/v
- 2 conductoare: albastru, maro g/v, negru, pt sect >10mm²
- 3 conductoare: maro, negru, gri -g/v, albastru, maro
- 4 conductoare: albastru, maro, negru, gri -g/v, maro, negru, gri
- 5 conductoare-albastru, maro, negru, gri, negru -g/v, albastru, maro, negru, gri

Standard: SR HD 603 S1/3G-2; IEC 60502

Rated voltage U_0/U : 0.6/1 kV

Test voltage: 4 kV a.c. or 12 kV d.c., 5 min

Applicability

Power supply to power stations.

The cables can be installed in open or confined areas, underground, in sewers, in concrete.

Cables can be used in explosive atmosphere for Gr II G zone 1 and 2.

Max. permissible operating temperature: +70°C

Max. short-circuit temperature: +160°C

Min. cable temperature (measured on sheath surface)

- during installation: -5°C
- in operation: -33°C

* UV resistant cables

Aluminum conductor

Solid conductor (re) cl.1, concentrically stranded circular conductor (rm), or compacted sector-shaped (sm) cl.2 according to SR EN 60228.

Insulation

PVC, DIV 4 type

Sheath

PVC, DMV5 type, black or gray.

ACYY, NAYY are flame retardant cables; test according to SR EN 60332-1-2

ACYY-F are extra flame retardant cables, test according to SR EN 60332-3-24/ C category

Sheath marking

SC ELECTROPLAST SA, cable symbol, operational voltage, manufacture year, length marking.

Min. bending radius at installation

15 x cable diameter – single-core cable

12 x cable diameter – multicore cable

Max. tensile strain during installation

30 N/mm²

Color coding

- 1 conductor: black or yellow-green
- 2 conductors: blue, brown - yellow-green, black for sect >10 mm²
- 3 conductors: brown, black, grey -yellow-green, blue, brown
- 4 conductors: blue, brown, black, grey -yellow-green, brown,black, grey
- 5 conductors: blue, brown, black, grey, black -yellow-green, blue, brown, black, grey

ACYY , NAYY , ACYY-F



Cablu de energie cu izolatie si manta de PVC

PVC – insulated and sheathed power cable

Tipodimensiune cablu	Tip conductor	Grosime radiala izolatie	Grosime radiala manta	Rezistenta electrica, max la 20°C	Diametru exterior inf	Masa inf
<i>Cable size</i>	<i>Type of conductor</i>	<i>Insulation radial thickness</i>	<i>Sheath radial thickness</i>	<i>Max. resistance, at 20°C</i>	<i>Outer diameter inf</i>	<i>Mass inf</i>
		mm	mm	Ω/km	mm	kg/km
1x4	re	1.0	1.4	7.397*	7.0	65
1x6	re	1.0	1.4	4.867*	7.5	76
1x10	re	1.0	1.4	3.08	8.3	95
1x16	re	1.0	1.4	1.91	9.2	119
1x25	rm	1.2	1.4	1.2	11.1	173
1x35	rm	1.2	1.4	0.868	12.1	213
1x50	rm	1.4	1.4	0.641	13.7	273
1x70	rm	1.4	1.5	0.443	15.5	356
1x95	rm	1.6	1.6	0.320	18.2	476
1x120	rm	1.6	1.6	0.253	19.3	560
1x150	rm	1.8	1.7	0.206	21.3	688
1x185	rm	2.0	1.8	0.164	24.5	860
1x240	rm	2.2	1.8	0.125	26.5	1060
1x300	rm	2.4	1.9	0.100	29.6	1308
1x400	rm	2.6	2.1	0.0778	35.4	1750
1x500	rm	2.8	2.2	0.0605	38.8	2150
1x630	rm	2.8	2.3	0.0469	42.3	2583
2x10	re	1.0	1.8	3.08	14.7	299
2x16	re	1.0	1.8	1.91	16.6	390
2x16	rm	1.0	1.8	1.91	17.4	416
2x25	rm	1.2	1.8	1.2	20.4	583
2x35	rm	1.2	1.8	0.868	22.4	718
2x50	rm	1.4	1.8	0.641	25.8	955
2x70	rm	1.4	1.9	0.443	29.2	1236
2x95	rm	1.6	2.0	0.320	33.7	1649
2x120	rm	1.6	2.1	0.253	36.9	1990
2x150	rm	1.8	2.3	0.206	40.5	2425
2x185	rm	2.0	2.4	0.164	46.1	3074
2x240	rm	2.2	2.6	0.125	51.0	3835
3x10	re	1.0	1.8	3.08	15.2	327
3x16	re	1.0	1.8	1.91	17.2	430
3x16	rm	1.0	1.8	1.91	18.1	452

ACYY , NAYY , ACYY-F



Cablu de energie cu izolatie si manta de PVC

PVC – insulated and sheathed power cable

Tipodimensiune cablu	Tip conductor	Grosime radiala izolatie	Grosime radiala manta	Rezistenta electrica, max la 20°C	Diametru exterior inf	Masa inf
<i>Cable size</i>	<i>Type of conductor</i>	<i>Insulation radial thickness</i>	<i>Sheath radial thickness</i>	<i>Max. resistance, at 20°C</i>	<i>Outer diameter inf</i>	<i>Mass inf</i>
		mm	mm	Ω/km	mm	kg/km
3x25	rm	1.2	1.8	1.2	21.2	640
3x25+16	rm;re	1.2;1.0	1.8	1.2; 1.91	22.7	743
3x35	rm	1.2	1.8	0.868	23.3	795
3x35+16	rm;re	1.2;1.0	1.8	0.868; 1.91	24.6	946
3x50	sm	1.4	1.8	0.641	25.8	840
3x50+25	sm;rm	1.4;1.2	1.9	0.641; 1.2	28.1	969
3x70	sm	1.4	1.9	0.443	29.2	1092
3x70+35	sm;rm	1.4;1.2	1.9	0.443; 0.868	31.1	1231
3x95	m	1.6	2.0	0.320	31.9	1433
3x95+50	sm;sm	1.6;1.4	2.1	0.320; 0.641	36.1	1663
3x120	sm	1.6	2.0	0.253	33.7	1704
3x120+70	sm;sm	1.6;1.4	2.2	0.253; 0.443	39.1	2019
3x150	sm	1.8	2.2	0.206	37.9	2139
3x150+70	sm;sm	1.8;1.4	2.4	0.206; 0.443	43.5	2453
3x185	sm	2.0	2.3	0.164	41.2	2622
3x185+95	sm;sm	2.0;1.6	2.5	0.164; 0.320	48.2	3039
3x240	sm	2.2	2.5	0.125	47.1	3373
3x240+120	sm;sm	2.2;1.6	2.7	0.125; 0.253	54.2	3864
4x10	re	1.0	1.8	3.08	17.0	410
4x16	re	1.0	1.8	1.91	19.3	544
4x16	rm	1.0	1.8	1.91	20.3	571
4x25	rm	1.2	1.8	1.2	23.9	816
4x35	rm	1.2	1.8	0.868	26.3	1018
4x35+16	rm;re	1.2;1.0	1.8	0.868; 1.91	29.1	1261
4x50	sm	1.4	1.9	0.641	29.0	1137
4x50+25	rm;rm	1.4;1.2	2.0	0.641; 1.2	33.6	1672
4x70	sm	1.4	2.0	0.443	33.7	1399
4x70+35	rm;rm	1.4; 1.2	2.2	0.443; 0.868	38.4	2202
4x95	sm	1.6	2.1	0.320	36.2	1840
4x95+50	rm; rm	1.6; 1.4	2.4	0.320; 0.641	45.5	3034
4x120	sm	1.6	2.2	0.253	39.2	2213
4x120+70	rm; rm	1.6; 1.4	2.5	0.253; 0.443	48.7	3587

ACYY , NAYY , ACYY-F



Cablu de energie cu izolatie si manta de PVC

PVC – insulated and sheathed power cable

Tipodimensiune cablu	Tip conductor	Grosime radiala izolatie	Grosime radiala manta	Rezistenta electrica, max la 20°C	Diametru exterior inf	Masa inf
<i>Cable size</i>	<i>Type of conductor</i>	<i>Insulation radial thickness</i>	<i>Sheath radial thickness</i>	<i>Max. resistance, at 20°C</i>	<i>Outer diameter inf</i>	<i>Mass inf</i>
		mm	mm	Ω/km	mm	kg/km
4x150	sm	1.8	2.4	0.206	44.8	2946
4x150+70	rm; rm	1.8	2.7	0.206; 0.443	53.9	4384
4x185	sm	2.0	2.5	0.164	49.5	3592
4x240	sm	2.2	2.8	0.125	58.2	4656
5x4	re	1.0	1.8	7.397*	15.1	316
5x6	re	1.0	1.8	4.867*	16.5	384
5x10	re	1.0	1.8	3.08	18.5	498
5x16	re	1.0	1.8	1.91	21.1	664
5x16	rm	1.0	1.8	1.91	22.2	696
5x25	rm	1.2	1.8	1.2	26.2	1013
5x35	rm	1.2	1.9	0.868	29.1	1270
5x50	rm	1.4	2.0	0.641	33.6	1699
5x70	rm	1.4	2.2	0.443	38.4	2234
5x95	rm	1.6	2.4	0.320	44.4	2998
5x120	rm	1.6	2.5	0.253	48.7	3613